

Living up to Life



# Leica ICC50 W

Share, Capture and Archive Images with the New Integrated High Definition Camera System  
Includes WiFi and Ethernet Capabilities

# Go Wireless!

## Fast High Resolution Live Imaging

The ability to share, capture, and archive images is an important part of the science laboratory. Keep students on topic and maximize learning time with the new Leica ICC50 W Wireless HD Camera. The complete system allows the user to view specimens on the display and through the binocular tube, with or without a computer connection for versatile science education.

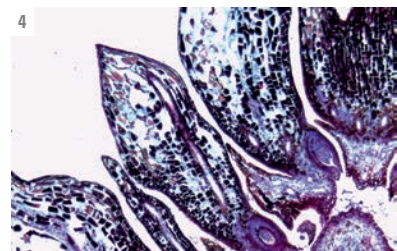
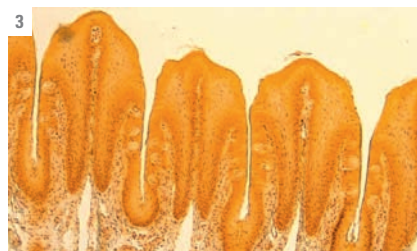
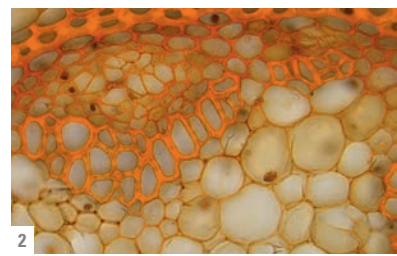
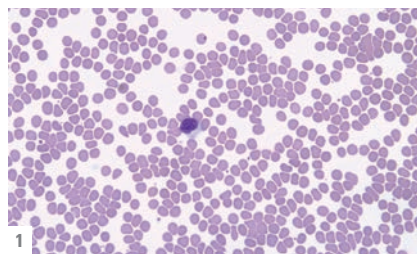
### SEAMLESS DESIGN

The Leica ICC50 W fits between the microscope stand and viewing tube without an additional video or photo tube. It is designed to perfectly match newer generation Leica DM-series microscopes.

### EASY TO OPERATE

The Leica ICC50 W provides excellent image sharpness, brightness, and color impression. In addition, the user can work with the basic presets or adjust the camera's parameters as desired. Pushing the onboard buttons of the camera quickly switches camera modes, performs white balancing, or saves an image to an SD card.

- 1: Human Blood
- 2: Convallaria – Lily of the Valley
- 3: Taste Buds
- 4: Pine



## LEICA ICC50 W ADVANTAGES

---

- › WiFi mode to wirelessly broadcast an HD image directly to your mobile device for independent annotation and image capture by several students
- › Download the Leica AirLab App for camera setup, annotations, measuring, image capture, and sharing to email, photo folders, or other social media connections
- › USB mode to connect directly by cable to your PC for fastest live image of moving objects
- › The Leica ICC50 W is compatible with the full range of Leica Imaging software modules for versatility.
- › Ethernet mode to connect to your own network and allow for the maximum number of mobile devices to access the image
- › SD mode to capture directly onto a memory card when mobile devices and PC's are not available
- › Always connect to an HD display for maximum flexibility
- › Handheld remote for convenient fine tuning of camera settings, capturing onto the SD card, and viewing the gallery of images saved on the SD card
- › The Leica ICC50 W can be powered directly from the Leica DM500 or Leica DM750 stands minimizing infrastructure and cost. Power by external power supply or PC is also possible.
- › Modular design allows for easy upgrades and service.



Leica DM750 microscope  
with integrated Leica ICC50 W camera,  
RC remote control, and full HD monitor



# Leica ICC50 W Specifications

## LEICA ICC50 W

<b>Weight</b>	700 g (camera only)
<b>Height</b>	50 mm
<b>Exposure time</b>	1 msec – 500 msec
<b>Live image</b>	30 fps maximum – depends on mode and resolution setting
<b>Full frame image acquisition</b>	5.0 megapixels max.
<b>Movie clip</b>	1,920 x 1,080 max.
<b>Color depth</b>	24-bit
<b>Data format</b>	JPEG / TIFF / BMP / MP4 (choices depend on capture device)
<b>Operating systems</b>	Windows 7, 8, Windows Vista, Macintosh OS X, Mobile devices (iOS 7, 8 and Android 4.2+)
<b>Software available</b>	Leica AirLab (mobile devices), Leica LAS EZ (PC), Leica LAS (PC), Leica Acquire (Mac)
<b>Min. computer config.</b>	PC / Mac, Intel Core 2 Duo, > 2.4 GHz, 4 GB RAM, 24-bit graphics, 1,248 x 1,024
<b>Min. display specification</b>	1,920 x 1,080 resolution, HDMI connection, DVI connection possible with HDMI/DVI adapter cable (not provided)

## MECHANICAL AND OPTICAL INTERFACES

Fits between viewing tube and microscope stand via standard Leica Microsystems dovetail interface
Light distribution optical 50 % / camera 50 %
Internal video magnification 0.5x

## ELECTRONIC INTERFACES

Computer USB 2.0, standard USB plug type B
High Definition connector HDMI 1.3, standard HDMI plug type A
Ethernet RJ45 standard
Integrated slot SD (Secure Digital) card 1 – 32 GB
WiFi 802.11n standard
On/Off switch
Pinhole service switch
LED's indicating camera status

## OTHER

Power via USB cable to 5 V/1.5 A+ power supply (stand or external)
CE Declaration of Conformity available

## ORDERING NUMBERS

<b>13 613 735</b>	Leica ICC50 W camera – includes camera, USB cable, HDMI cable, disc with LAS EZ and Leica Acquire software
<b>13 613 730</b>	USB power supply – 5 V/2 A
<b>10 450 805</b>	Wireless remote camera control for fine tuning the HD image and making additional camera settings when no computer is being used
<b>13 613 709</b>	Photoframe reticle for use with 13 613 532 focusing eyepiece when capturing images on an SD card without a display for preview

The statement by Ernst Leitz in 1907, “**With the User, For the User,**” describes the fruitful collaboration with end users and driving force of innovation at Leica Microsystems. We have developed five brand values to live up to this tradition: Pioneering, High-end Quality, Team Spirit, Dedication to Science, and Continuous Improvement. For us, living up to these values means: **Living up to Life.**

Leica Microsystems operates globally in three divisions, where we rank with the market leaders.

#### LIFE SCIENCE DIVISION

The Leica Microsystems Life Science Division supports the imaging needs of the scientific community with advanced innovation and technical expertise for the visualization, measurement, and analysis of microstructures. Our strong focus on understanding scientific applications puts Leica Microsystems’ customers at the leading edge of science.

#### INDUSTRY DIVISION

The Leica Microsystems Industry Division’s focus is to support customers’ pursuit of the highest quality end result. Leica Microsystems provide the best and most innovative imaging systems to see, measure, and analyze the microstructures in routine and research industrial applications, materials science, quality control, forensic science investigation, and educational applications.

#### MEDICAL DIVISION

The Leica Microsystems Medical Division’s focus is to partner with and support surgeons and their care of patients with the highest-quality, most innovative surgical microscope technology today and into the future.

Leica Microsystems – an international company with a strong network of worldwide customer services:

Active worldwide		Tel.	Fax
Australia · North Ryde	+61	2 8870 3500	2 9878 1055
Austria · Vienna	+43	1 486 80 50 0	1 486 80 50 30
Belgium · Diegem	+32	2 790 98 50	2 790 98 68
Brazil · São Paulo	+55	11 2764-2411	11 2764-2400
Canada · Concord/Ontario	+1	800 248 0123	847 405 0164
Denmark · Ballerup	+45	4454 0101	4454 0111
France · Nanterre Cedex	+33	811 000 664	1 56 05 23 23
Germany · Wetzlar	+49	64 41 29 40 00	64 41 29 41 55
India · Mumbai	+91	226 1880 200	226 1880 333
Italy · Milan	+39	02 574 861	02 574 03392
Japan · Tokyo	+81	3 5421 2800	3 5421 2896
Korea · Seoul	+82	2 514 65 43	2 514 65 48
Netherlands · Rijswijk	+31	70 4132 100	70 4132 109
People’s Rep. of China · Hong Kong	+852	2564 6699	2564 4163
· Shanghai	+86	21 6039 6000	21 6387 6698
Portugal · Lisbon	+351	21 388 9112	21 385 4668
Singapore	+65	6550 5999	6564 5955
Spain · Barcelona	+34	93 494 95 30	93 494 95 32
Sweden · Kista	+46	8 625 45 45	8 625 45 10
Switzerland · Heerbrugg	+41	71 726 34 34	71 726 34 44
United Kingdom · Milton Keynes	+44	800 298 2344	1908 577640
USA · Buffalo Grove/Illinois	+1	800 248 0123	847 405 0164